

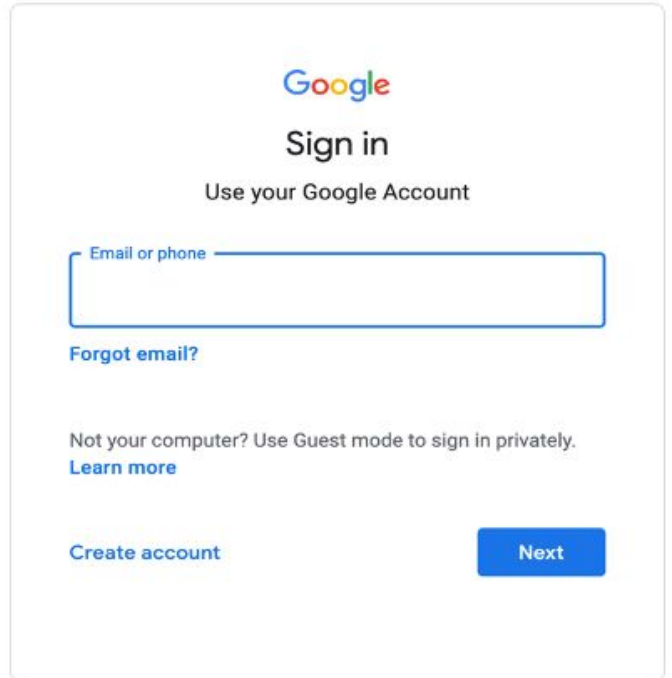
# GOOGLE CLASSROOM ACCESS BY INVITATION

**1. Go to Google**

**2. Sign In using the school assigned student email and password.**

**3. Find your teacher invitation to join the Google Classroom**

**4. Then view your Google Classroom**



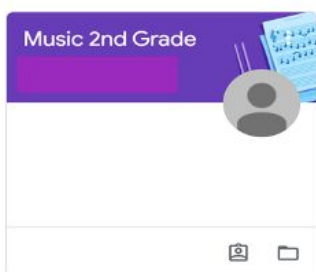
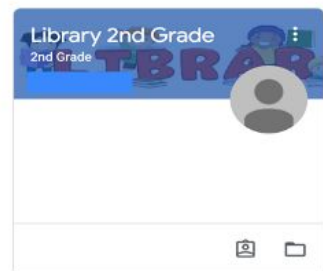
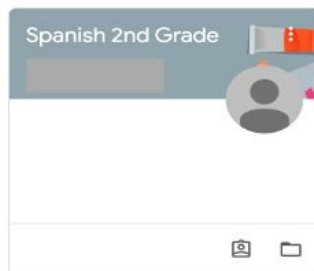
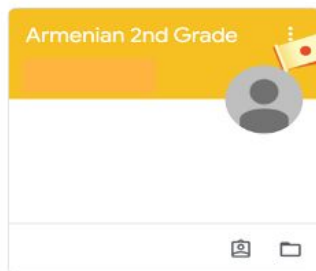
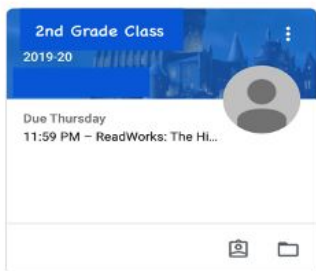
English (United States) ▾

[Help](#)

[Privacy](#)

[Terms](#)

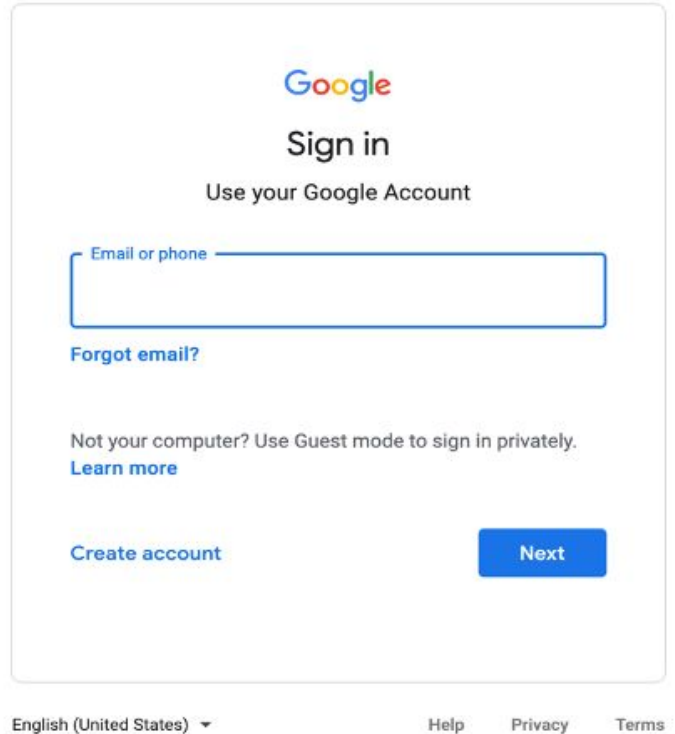
☰ Google Classroom



# GOOGLE CLASSROOM ACCESS

**\*If no invite to class:**

- 1. Log In with student account**
- 2. Receive a Code from the teacher**
- 3. Click on the “+”**
- 4. Click Join Class**



Google  
Sign in  
Use your Google Account

Email or phone

[Forgot email?](#)

Not your computer? Use Guest mode to sign in privately.  
[Learn more](#)

[Create account](#) [Next](#)

English (United States) ▾ [Help](#) [Privacy](#) [Terms](#)

☰ Google Classroom



Join class  
Create class



No classes here!

All your classes have been archived.  
You can view them in "Archived classes" in the Classroom menu.



# GOOGLE CLASSROOM ACCESS

**\*If no class is visible:**

- 1. Type in the Code**
- 2. Click on Join**

X Join class

Join

You're currently signed in as



Switch account

Class code

Ask your teacher for the class code, then enter it here.

Class code

To sign in with a class code

- Use an authorized account
- Use a class code with 5-7 letters or numbers, and no spaces or symbols

If you have trouble joining the class, go to the [Help Center article](#)